



**ANG MO KIO  
PRIMARY SCHOOL**

# Sharing by P6 Year Head

**Mr Abdul Razif**





**ANG MO KIO  
PRIMARY SCHOOL**

# **Introduction of P6 Form Teachers**

# 6 Resilience



**Dr Philomena Mohan**



**Mr Choo Chun Dar Alan**

# 6 Respect



**Ms Audrey Kwek**




**Mrs Valerie Low**

# 6 Integrity



**Mrs Lai Ai Sien**



**Mdm Fong Yen Yen**

# 6 Care



**Mrs Pamela Thio**




**Miss Lin Ching Yin**

# 6 Excellence



**Mrs Apiramee Anandarajah**



**Mrs Yau Siew Cheng**

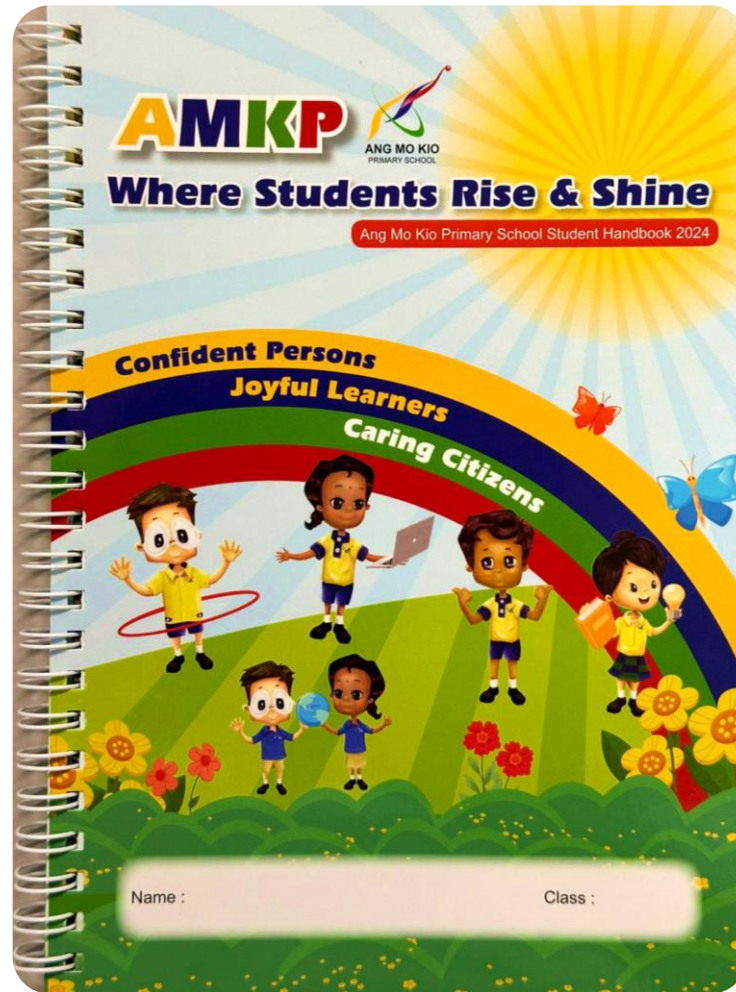


**ANG MO KIO  
PRIMARY SCHOOL**

# School Wide Routines



# Student Handbook 2024



# Attendance and Punctuality

- Attendance is **compulsory**.
- Pupils are to be in school **by 7.30 am** for flag-raising ceremony.
- Parents are to **refrain** from taking children out of school for vacation during term time.
- Pupil to submit **medical certificate (MC)** or other supporting documents (e.g. parent's letter) if he/she is absent from school.
- Only **5 parent's letter** will be accepted in a year.



# School Attire and Appearance

- Pupils are required to be in their school uniform every day unless there are Physical Education (PE) lessons that day.
- On days when there are PE lessons,
  - pupils are allowed to report to school in **PE shirts**;
  - female pupils are to wear **school's skorts** (with PE shirts) and change into the PE shorts during the PE lessons
- Pupils must have their **name tags** affixed to their school uniforms and PE shirts (above the school's logo as shown).





**ANG MO KIO  
PRIMARY SCHOOL**

# Assessment Practices

# School-based Assessment for P6

- **Term 1: Timed Practice 1**
- **Term 2: Timed Practice 2**
- **Term 3: Preliminary Examinations**

# 2024 PSLE Examination Calendar (Tentative) – from SEAB Website

## 2024 PSLE EXAMINATION CALENDAR (TENTATIVE)

Registration	Tuesday, 2 April – Thursday, 18 April
Oral	Tuesday, 13 August – Wednesday, 14 August
Listening Comprehension	Friday, 13 September
Written Examination	Thursday, 26 September – Wednesday, 02 October
Marking Exercise	Monday, 14 October – Wednesday, 16 October

Note: The examination timetable will be made available by 1 March 2024



**ANG MO KIO  
PRIMARY SCHOOL**

# Changes to the PSLE Scoring

# From T-score to Wider Scoring Bands

Our PSLE scoring changes aim to:

- Reduce fine differentiation at a young age
- Recognize pupils' level of achievement, regardless of how their peers have done





# WHAT ARE ACHIEVEMENT LEVELS (AL)?

## WHY ARE THE BANDS UNEVEN?

- Pupils with similar scores in each subject are grouped into scoring bands measured in 8 ALs.
- AL bands and mark ranges are set based on the learning objectives of the curriculum, and mirror the way we learn.

AL	RAW MARK RANGE
1	≥ 90
2	85 – 89
3	80 – 84
4	75 – 79
5	65 – 74
6	45 – 64
7	20 – 44
8	< 20


When we learn something new, after some initial practice, we often find ourselves improving significantly.

As we get better, the improvements become small steps, and finally, as we reach a high level, we inch just a little further, even after much learning and practice.

The ALs were designed to reflect this reality of learning. They help educators, pupils, and parents know how ready pupils are to access the curriculum at the next level.

# From T-score To Wider Scoring Bands

- It is obtained by adding the ALs of four subjects.
- The PSLE Score ranges from 4 to 32, with 4 being the best possible score.



Elena		PSLE Score 14
PSLE Subject	AL Score	
English	2	
Math	2	
Foundation Science	AL A = 6	
Mother Tongue Language	4	

# GRADING OF FOUNDATION SUBJECT GRADES

- Foundation subject grades are graded in scoring bands from **AL A to C**.
- To derive a student's overall PSLE Score for S1 Posting, AL A to AL C for Foundation level subjects are **mapped to AL 6 to AL 8 of Standard level subjects respectively**.
- This mapping is based on the learning and assessment load of the subjects, and informs pupils of how ready they are for the curriculum in secondary school.

Foundation Level AL Reflected on Result Slip	Foundation Raw Mark Range	Equivalent Standard Subject AL	Standard Raw Mark Range
A	75 – 100	6	45-64
B	30 – 74	7	20-44
C	< 30	8	<20



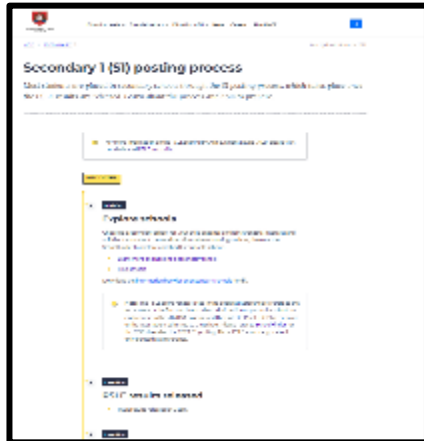
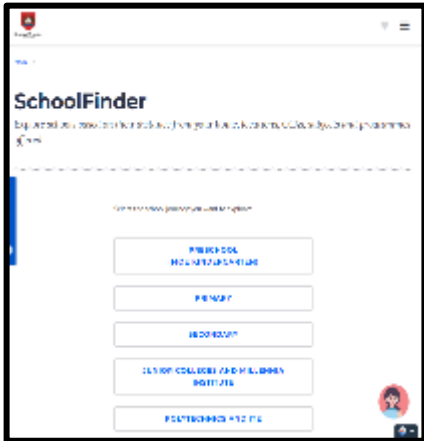
**ANG MO KIO  
PRIMARY SCHOOL**

# **Sec 1 (S1) Posting**

# PREPARING FOR THE S1 POSTING EXERCISE

**SCHOOL  
FINDER**

*My*SKILLS*future*



- Release of **S1 Posting results**



- Release of **PSLE results**
- Online Submission of **S1 School Choices and Options**



**OCTOBER**

**NOVEMBER**

**DECEMBER**

# HOW DOES THE S1 POSTING WORK?

- Your child has **six choices** in selecting their secondary schools.
- Your child will be posted to a secondary school based on academic merit, i.e., PSLE Score, and their choice order of schools.
- If two or more pupils with the same PSLE Score vie for the last remaining place(s) in a school, the following tie-breakers are used in the following order:
  1. **CITIZENSHIP**
  2. **CHOICE ORDER OF SCHOOLS**
  3. **COMPUTERISED BALLOTING**
- The tie-breaker based on school choice order recognises the different considerations that families have in making school choices.



# Tie-breakers

## in the new S1 Posting System


Tie-breakers are used only if there are two or more pupils with the same PSLE Score vying for the last available place(s) in a school.

Here's a simplified example.

5 students are vying for the last places in the schools of their choice.


**Jane**  
Singapore Citizen  
16 pts

SCHOOL CHOICES:  
1) Sch A  
2) Sch ...  
3) Sch ...  
4) Sch ...




**Bryan**  
Singapore Citizen  
20 pts

SCHOOL CHOICES:  
1) Sch B  
2) Sch ...  
3) Sch ...  
4) Sch ...




**Mary**  
Singapore Citizen  
20 pts

SCHOOL CHOICES:  
1) Sch A  
2) Sch B  
3) Sch C  
4) Sch ...




**Alan**  
Permanent Resident  
20 pts

SCHOOL CHOICES:  
1) Sch A  
2) Sch B  
3) Sch D  
4) Sch ...



**Rina**  
Permanent Resident  
20 pts

SCHOOL CHOICES:  
1) Sch A  
2) Sch B  
3) Sch D  
4) Sch E



➤ Students with better scores will be posted first

Jane has a better PSLE score. She will be posted first, to **School A**.



Bryan, Mary, Alan and Rina have the same score.

As Jane has taken the last available place in School A, Bryan, Mary, Alan and Rina will vie for the last available place in their next choice, **School B**.

➤ Tie-breaker #1: Citizenship

Bryan and Mary are Singapore Citizens. They will have priority to enter **School B**.



Alan and Rina will be tie-broken out as they are Permanent Residents. They will be considered for their next choice, **School D**.

➤ Tie-breaker #2: Choice order of schools

Because Bryan ranked School B higher than Mary, he will be posted to **School B**.



Since Bryan has taken the last place in School B, Mary will be posted to **School C**.



Alan and Rina have both ranked School D as their third choice. They will go through computerised balloting to vie for the last remaining place in **School D**.

➤ Tie-breaker #3: Computerised balloting

Through computerised balloting, Alan is posted to **School D**.



Since Alan has taken the last place in School D, Rina will be posted to her fourth choice, **School E**.



# FULL SBB: S1 POSTING

## Three Posting Groups to ensure schools are accessible to diverse learners

From the 2024 S1 cohort, MOE will facilitate the admission of P6 pupils into S1 through 3 Posting Groups: **PG1, PG2 and PG3**.

Objective: Ensures that schools continue to admit a **diverse profile of pupils** and pupils have **access to a wide range of schools**.

**Unlike the academic streams of Express, N(A) and N(T), Posting Groups will only be used for the purposes of facilitating entry into secondary school and to guide the subject levels pupils offer at the start of S1.**

- Posting Groups assigned based on PSLE Scores, mapped from existing PSLE Score ranges for Express, N(A) and N(T) streams.
- PSLE Scores provide a good gauge of the subject levels that pupils can offer at the beginning of S1.

PSLE Score	Posting Group	Subject level for most subjects
4 – 20	3	G3
21 and 22	2 or 3	G2 or G3
23 and 24	2	G2
25	1 or 2	G1 or G2
26 – 30 <i>(with AL 7 in EL and MA)</i>	1	G1



# OFFERING SUBJECTS AT A MORE DEMANDING LEVEL AT THE START OF SEC 1

- Pupils posted to schools through PG1 and PG2 can offer **English Language, Mother Tongue Languages, Mathematics and Science** at a more demanding level based on their PSLE AL for each subject.

FOR PUPILS POSTED TO SCHOOLS THROUGH PG1 AND PG2			
SUBJECT	PSLE SUBJECT LEVEL	PSLE AL FOR SPECIFIC SUBJECT	OPTION TO TAKE THE S1 SUBJECT AT :
<ul style="list-style-type: none"> <li>• English Language</li> <li>• Mother Tongue Language</li> <li>• Mathematics</li> <li>• Science</li> </ul>	Standard	AL 5 or better	G3 or G2
		AL 6	G2
	Foundation	AL A	G2

# OFFERING SUBJECTS AT A LESS DEMANDING LEVEL AT THE START OF S1

- For pupils who offered **English Language, Mathematics and/or Science** at Foundation level at PSLE, but are otherwise eligible to take most of their subjects at G3 when entering secondary school, they may choose to take these subjects at a less demanding level (LDL; i.e., G2), in consultation with their secondary schools.
- Pupils have the option to offer **Mother Tongue Languages (MTL)** at LDL based on their PSLE Achievement Level (AL) for the subject:

POSTING GROUP (PG)	PSLE AL FOR MTL <sup>^</sup>	OPTION TO OFFER MTL AT A LESS DEMANDING LEVEL
PG3	AL 6	G2
	AL 7-8	G1 or G2
PG2	AL 7-8	G1

<sup>^</sup> Foundation level AL A to AL C will be mapped to AL 6 to AL 8 of Standard level subjects respectively.

- Pupils who are eligible to offer MTL at LDL can still choose to offer MTL at-level if they prefer.

# SUBJECT LEVEL FLEXIBILITY BEYOND THE START OF S1

- Beyond the start of Sec 1, pupils may **adjust their subject levels across their secondary school journey.**
  - Pupils may offer subjects, including English Language, Mother Tongue Languages, Mathematics, Science and Humanities subjects at a **more demanding level** if they meet the criteria and based on the school's holistic considerations.
  - Pupils who are not coping well may **offer subjects at a less demanding level**, based on their school-based performance and school's holistic considerations, to calibrate their curricular load.
  - In upper secondary, pupils may offer elective subjects (for example, Additional Mathematics, Art, Design & Technology) at a subject level suited to their strengths, interests and post-secondary aspirations, to **allow them to pursue their interests without adding unduly to their overall curriculum load.**
- Schools will consider **pupils' learning progress and developmental needs** when helping them determine their subject choices.






**ANG MO KIO  
PRIMARY SCHOOL**

# **Choosing Suitable Secondary School**

# PSLE SCORE RANGES FOR ALL SECONDARY SCHOOLS

- Use the PSLE Score ranges as a reference alongside other important factors, such as the school's distinctive programmes, Co-Curricular Activities (CCA), culture, ethos, and proximity to home when shortlisting school choices that would best fit a student's educational needs.
- The PSLE Score ranges for individual secondary schools will be available for your reference on <https://moe.gov.sg/schoolfinder> and <https://go.gov.sg/exploreschools>. They reflect the PSLE scores of the pupils posted into these schools at the previous year's S1 Posting Exercise.
- A school's PSLE Score range (including Cut-Off-Point) for a particular year is not pre-determined before the posting, and vary from year to year, depending on the cohort's PSLE results and their school choices in that year's S1 Posting Exercise.



SchoolFinder Tool	MySkillsFuture Student Portal (Primary)
 <a href="https://www.moe.gov.sg/schoolfinder">https://www.moe.gov.sg/schoolfinder</a>	 <a href="https://go.gov.sg/exploreschools">https://go.gov.sg/exploreschools</a>

# HOW DO WE INTERPRET THE PSLE SCORE RANGES?

The PSLE Score range refers to the PSLE Score of the first and last pupils admitted to a particular school in the previous year via the S1 Posting Exercise. This shows the range of pupils profiles who enter each school.

## Example

XX Secondary School

PSLE Score range of 20XX (previous year's S1 Posting Exercise)

Posting Group 3	15 – 20
Posting Group 2	21 – 24
Posting Group 1	25 – 28

PSLE Score of the first student posted into the school in the respective PG.

PSLE Score of the last student posted into the school in the respective PGs [i.e., the school's **Cut-Off Point (COP)**].

*Note: Posting Groups will be assigned based on PSLE Scores, mapped from existing PSLE Score ranges for Express, N(A) and N(T) streams.*

# IMPORTANT FACTORS TO CONSIDER WHEN CHOOSING SECONDARY SCHOOLS

## 01 SCHOOL CULTURE



What is the school's culture and ethos?

## 02 LEARNING ENVIRONMENT



How do I feel about the school based on what I saw at the Open House?

## 03 PROGRAMMES



Does the school have programmes I would enjoy?

## 04 CCAs



Are there CCAs that interest me and can nurture my strengths, abilities and talents?

## 05 SUBJECTS

What subjects are offered in the school?



## 06 LOCATION



How long will it take for me to travel to school and back home?

# TIPS FOR PARENTS!

Be open and flexible when discussing your child's preferences, needs and choices.

Manage your own expectations and do not project these expectations onto your child.

Have regular conversations with your child to understand more about his/her strengths, interests, abilities, talents and aspirations.

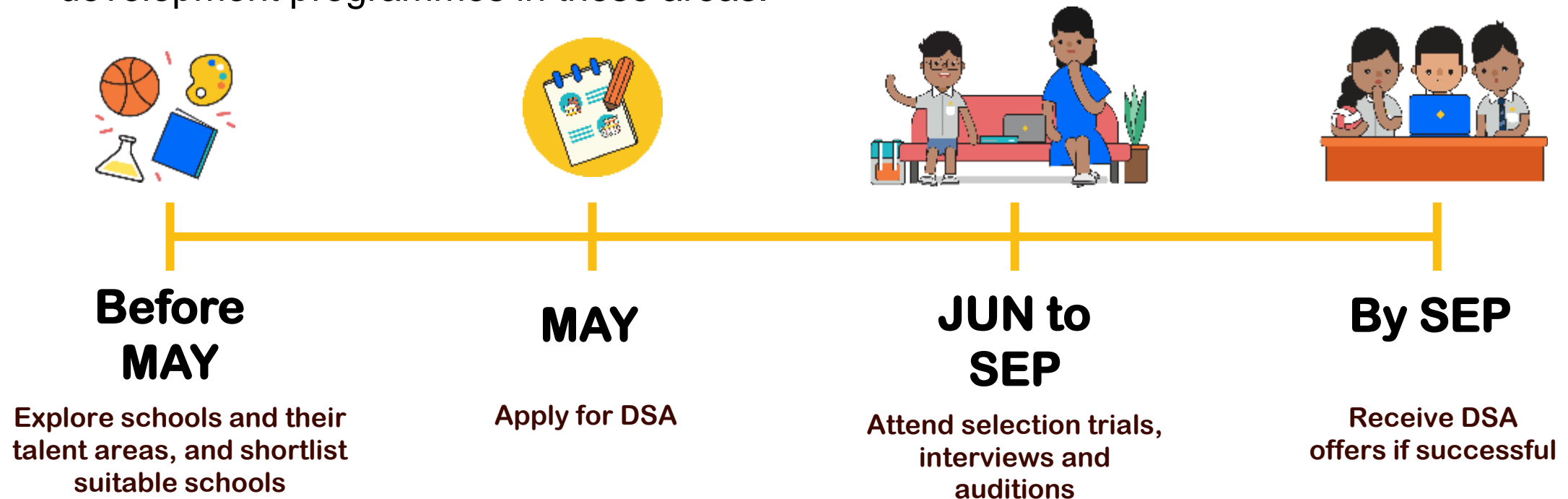


Affirm your child and offer support when he/she shares his/her plans with you.



# ENTERING SCHOOLS THROUGH DSA-SEC

- There is no change to the application and selection process with the shift to Full SBB.
- If your child has specific talents and strengths beyond the PSLE (e.g. areas such as sports, performing arts and leadership), consider the **Direct School Admission-Secondary (DSA-Sec)** as an alternative admission pathway to access secondary schools that have talent development programmes in these areas.





**ANG MO KIO  
PRIMARY SCHOOL**

# **Awards and Recognition**

# Awards and Recognition

## Awards are given based on

- Conduct
- Leadership and Service
- Learning Dispositions
- Academic Performance

National Level	Cognitive	<ul style="list-style-type: none"> <li>• Edusave Merit Bursary (EMB)</li> <li>• Good Progress Award (GPA)</li> <li>• Edusave Scholarship Primary School (ESPS)</li> </ul>
	Character	<ul style="list-style-type: none"> <li>• Edusave Character Award (ECHA)</li> </ul>
	Leadership, Service & Achievement	<ul style="list-style-type: none"> <li>• EAGLES Award</li> </ul>
School-based	Cognitive	<ul style="list-style-type: none"> <li>• Outstanding Joyful Learner Award</li> <li>• Outstanding Resilient Learner Award</li> <li>• Outstanding Learning Dispositions</li> <li>• Good Progress in Learning Dispositions</li> </ul>
	Character	<ul style="list-style-type: none"> <li>• Good Character Award</li> </ul>
	Leadership, Service & Achievement	<ul style="list-style-type: none"> <li>• Outstanding Achievement in CCA</li> <li>• Outstanding Achievement in Service and Leadership</li> </ul>

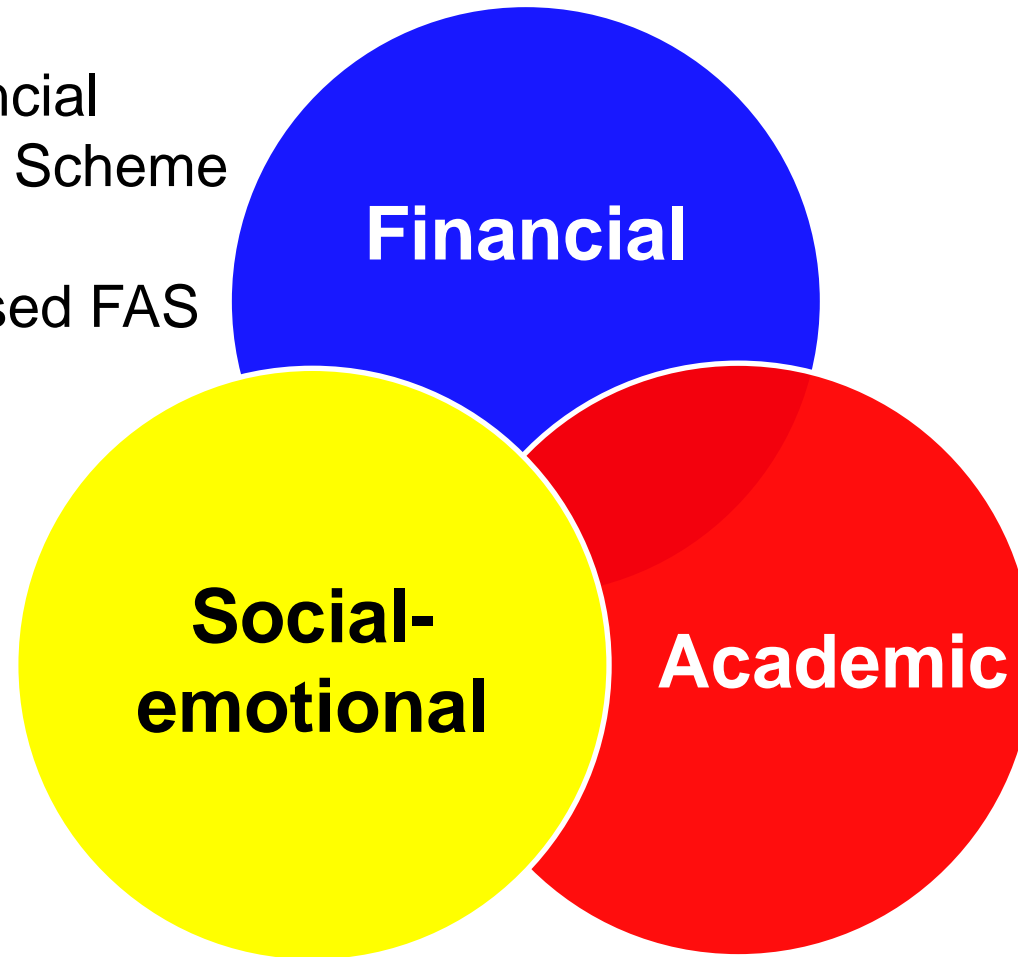
Student Handbook (pg 28)



**ANG MO KIO  
PRIMARY SCHOOL**

# **School Support System**

# School Support System



- MOE Financial Assistance Scheme (FAS)
- School-based FAS

- Form Teacher Guidance Period
- Counselling
- SEN Support
- Student well-being Programmes

- After-school remedial lessons
- After-school learning support programmes
- After-school enrichment programmes
- Pull-out for English, Science and Maths lesson during curriculum time
- Mother Tongue Support Programme

# Level Focus and Tagline

# Excellence

# “To the Stars Above”



**ANG MO KIO  
PRIMARY SCHOOL**



<https://go.gov.sg/amkplettersandcirculars>

**Do refer to our school calendar  
regularly for updates and information.**

# Updating of Student Details

- **PG Notification sent on 2 Jan.**
- **Ensure that details are updated so that the school can contact you when necessary.**



<https://pg.moe.edu.sg/forms/sdf>



# Thank You

