



# Primary 1 Orientation



## Information for Parents/Guardians



## **Our Vision**

Every Child, a Confident Person,  
a Joyful Learner and a Caring Citizen

## **Our Mission**

To Care, To Guide, To Inspire

## **Our Motto**

Rise and Shine

## **Our R<sup>3</sup>IC<sup>2</sup>E Values**

Resilience

Respect

Responsibility

Integrity

Care

Courage

Excellence

# CONTENTS

<b>Description</b>	<b>Page</b>
List of Useful Contacts	4
Principal's Welcome Note	5
Tips on Preparing Your Child/Ward for Primary School	6 - 7
Day 1 Schedule (2 Jan 2026, Friday)	8
General Information	9 - 15
Useful Resources for Parents/Guardians	16
Parents Gateway (PG)	17 - 19

# LIST OF USEFUL CONTACTS

<p><b>Ang Mo Kio Primary School</b>  20 Ang Mo Kio Avenue 3  Singapore 569920</p> <p>Tel: 6452 0794  Fax: 6458 8121  Email: amkps@moe.edu.sg  Website: <a href="https://angmokiopri.moe.edu.sg">https://angmokiopri.moe.edu.sg</a></p> <p>General Office Opening Hours: Mondays – Fridays  (Excluding public holidays)  7.30 a.m. – 5.00 p.m.</p>	
<p><b>School Bookshop</b>  The Continental Book Centre  Tel: 6247 8482  Website: <a href="https://thecontinental.sg/">https://thecontinental.sg/</a>  Email:  admin@the-continental.com.sg</p> <p>Operating Hours:  Mondays – Fridays  (During term time)  9.00 a.m. – 3.00 p.m.</p>	<p><b>School Uniform</b>  Beau Voix Uniform  Tel: 6743 6645  Fax: 6744 7084  Website: <a href="https://beauvoix.com">https://beauvoix.com</a></p>
<p><b>School Bus Operator</b>  Janamos Transport Service JTS  Contact person: Mr Amos Wong  Tel: 9169 3336 (Mobile)</p>	<p><b>School Dental Service</b>  Tel: 8764 5842</p>
<p><b>Student Care Centre</b>  NASCANS  Tel: 8876 1576  Email: amkscc@nascans.com</p>	

# PRINCIPAL'S WELCOME NOTE

## **A Warm Welcome to Ang Mo Kio Primary School!**

We are excited to welcome your child/ward to Ang Mo Kio Primary School (AMKP) and thank you for entrusting us with this important chapter of their educational journey. At AMKP, we firmly believe that every child is unique, valued, and capable of making a positive impact in their own way. As your child/ward begins their six-year learning adventure with us, they can look forward to a holistic and values-driven education that supports their cognitive, emotional, physical, social, and moral development.

In AMKP, we continue to strengthen our commitment to fostering a joyful, safe, and nurturing learning environment – one that inspires curiosity, builds confidence, and instils strong values. Together with you, our trusted partners, we aim to nurture children who embody our school motto to **RISE and SHINE**, growing into joyful learners, confident persons, and caring citizens.

This Orientation Handbook has been thoughtfully prepared to offer essential information and practical tips that will help you and your child/ward ease into the transition to primary school. Should you have any questions or require further guidance, please do not hesitate to contact us. We are here to support you every step of the way.

We look forward to partnering with you as we walk alongside your child in their journey of discovery, learning, and growth.

**Yours sincerely,**

Mr Muhammad Farizal  
Principal

# TIPS ON PREPARING YOUR CHILD/WARD FOR PRIMARY SCHOOL

Teach your child/ward to:

- ❖ Wear his/her uniform (including his/her shoes) independently
- ❖ Pack his/her belongings
- ❖ Take care of his/her belongings
- ❖ Clean up after himself/herself after visiting the toilet



## Things to bring on the first day of school:

- Small Bag
- Water bottle
- Pencil case
- Colour pencils
- A wallet with \$3
- Snacks kept in a lunchbox for the snack break

### Note:

- ❖ Label your child/ward's books, files and belongings e.g. **wallet/purse, water bottle, inside of school shoes, coloured pencil box set** with your child/ward's full name and class for easy identification.
- ❖ Your child's class will be announced on Parents Gateway by the last week of December 2025.
- ❖ All books and files are not needed on the first three days of school.
- ❖ The class time-table will be given to pupils at a later date.

## Things that should not be brought to school:

- Big and bulky school bags e.g. trolley bags
- Toys and comfort items e.g. small blankets, small pillows
- Electronic items e.g. mobile phone, smart watch, tablet
- Sharp objects e.g. pen knife, scissors

## Day 1 Schedule (2 Jan 2026, Friday)

	Events For students	Events for Parents of 1 RS, 1 RP, 1 IN, 1 CA	Events for Parents of 1 EN, 1 RB, 1 CO
<b>8.00am</b>	Reporting time for Students and Parents (You may enter the school from 7.40 am)		
<b>8.20am</b>	Principal's Welcome Address		
<b>8.30am - 9.30am</b>	Routines and orientation induction	Curriculum Sharing by Heads of Departments and Year Head (Lower Primary)	
<b>9.30 am - 10.00am *only for Day 1*</b>	Recess break for 1 RS, 1 RP, 1 IN, 1CA.  Class activities for 1 EN, 1 RB, 1 CO.	Observe your child during recess at canteen	Meet the Form Teachers in the respective classrooms
<b>10.00 am - 10.30 am *only for Day 1*</b>	Recess break for 1 EN, 1 RB, 1 CO.  Class activities for 1 RS, 1 RP, 1 IN, 1CA.	Meet the Form Teachers in the respective classrooms	Observe your child during recess at canteen
<b>10.30am - 11.30am</b>	Routines and orientation induction	Families for Life- Parenting Talk	
<b>11.30am -11.50 am</b>	Class activities and preparation for school dismissal	Break in the canteen	
<b>12.00 pm</b>	Dismissal	Parents/Caregiver to pick child up at dismissal at MPH	

### Names of Classes

**1 RS- 1 Resilience**

**1 RP- 1 Respect**

**1 IN - 1 Integrity**

**1 CA – 1 Care**

**1 EN – 1 Excellence**

**1 RB – 1 Responsibility**

**1 CO – 1 Courage**




# GENERAL INFORMATION

## P1 Name Card & Coloured Lanyard

A lanyard with a name card stating your child's/ward's name and class will be given to him/her by his/her Form Teachers on the first day of school. Please ensure that s/he wears the lanyard around his/her neck for at least a month until s/he is familiar with the dismissal routine.

### Sample

Front

	<b>ANG MO KIO PRIMARY SCHOOL</b>
<b>Name of pupil</b>	
P1 Resilience	

Back

<b><u>After School Arrangement</u></b>					
<input type="checkbox"/>	SCC in AMKP				
<input type="checkbox"/>	External SCC: _____				
<input type="checkbox"/>	Take School bus No: _____				
<input type="checkbox"/>	Pick up by Parent/Guardian at Gate C:				
<table border="1"><tr><td>Name of Parent/Guardian</td><td></td></tr><tr><td>Contact No.</td><td></td></tr></table>		Name of Parent/Guardian		Contact No.	
Name of Parent/Guardian					
Contact No.					
<input type="checkbox"/>	Name of older sibling: _____				
	Class: _____				

## SCHOOL HOURS

The 2025 school year for Primary 1 students will start on **Friday, 2 January 2026.**

<b>2 Jan 2025</b>	<b>5 Jan onwards</b>
Reporting time: 8.00 a.m. Dismissal time: 12.00 p.m.	Reporting time: 7.30 a.m. Dismissal time: 1.30 p.m.

## ATTENDANCE

Arriving Late in School	
Arriving in School Late	Your child must report to the General Office (GO) to obtain a Late Slip before going to the classroom for lessons.
Arriving in School Late due to External Examinations	Your child must report to the GO to show an official document upon arrival in school. He/ She must submit the document to the Form Teacher in class.
<b>Note:</b> ❖ The number of days which your child/ward arrives late in school will be reflected in his/her report book (Holistic Development Profile) and this will impact your child's/ward's conduct grade.	

Leaving School Early	
The child/ ward is unwell	The school will contact a parent/ guardian to take him/ her home from GO.
Leave the school before dismissal time	The parent/ guardian needs to sign out at the GO before the child/ ward may be taken out.
<b>Note:</b> ❖ Pupils can only be taken out of the school by a parent or a guardian. To ensure the safety of our pupils, they cannot be taken out of the school by a minor.	

## **P1 RECESS**

8.45 a.m. to 9.15 a.m. daily

## **P1 PARENTS' ENGAGEMENT WITH FORM TEACHERS**

<b>Venue</b>	<b>2 Jan 2025</b>
Classrooms (location to be announced on 2 Jan)	1 EXCELLENCE, 1 RESPONSIBILITY, 1 COURAGE 9.30 a.m. to 10.00 a.m.  1 RESILIENCE, 1 RESPECT, 1 INTEGRITY, 1 CARE 10.00 a.m. to 10.30a.m.

## **SNACK BREAK**

Between 11.30 a.m. to 12.15 p.m.

**Note:**

- ❖ Please pack some healthy and dry snacks such as wholemeal buns, oat biscuits, dried fruits etc for your child/ward to consume during the snack break.

## DISMISSAL ARRANGEMENT

Pick up by parents/guardians	Parents/Guardians will wait at the front of foyer.
School buses	Bus operator will pick up the pupils from the School Hall.
School-based Student Care Centre (SCC) - NASCANS	Student Care Mentors will pick up the pupils from the School Hall.
External Student Care Centres (SCC)	<p>External SCC personnel will pick up the pupils from the School Hall.</p> <p>Do note that arrangements for the External SCC personnel to pick up the pupils from the school will have to be made between parents/guardians and the external SCC.</p>
<p><b>Note:</b></p> <ul style="list-style-type: none"> <li>❖ Do pick up your child/ward punctually at dismissal time to reduce his/her anxiety as he/she is adjusting to a new environment.</li> <li>❖ Do inform your child/ward's Form Teachers if you have a different dismissal arrangement on the first day of school. For example, you will be fetching your child/ward from the school instead of having him/her take the school bus.</li> </ul>	

## CONTACTING TEACHERS OF YOUR CHILD/WARD AND CONTACT DETAILS OF PARENTS'/ GUARDIANS'

Communicating with your child's/ward's teacher	Call the General Office to leave a message
	Write a note in your child's/ward's student handbook
	Email the teacher (Teachers' email addresses can be found on the school website)

Contact Details of Parents'/ Guardians'
<p><b>Note:</b> In an emergency, the school will contact parents/ guardians.</p> <ul style="list-style-type: none"> <li>❖ Provide the school with your updated contact numbers</li> <li>❖ Inform your child's/ward's Form Teacher immediately whenever there is a change in your contact number(s) and/ or home address.</li> </ul>

## COMMUNICATION PROCEDURES INCLUDING FOR EMERGENCY

The school will activate the communication process as follows:

i	Parents Gateway will be the main mode of communication. Please ensure that you are onboard.
ii	Where applicable, mass SMS may be activated.
<p><b>Note:</b> ❖ In order for the school to effectively and efficiently disseminate emergency information to all parents and guardians, please update your child's/ ward's Form Teachers immediately when you change your mobile number(s).</p>	

## GUIDELINES ON THE USE OF DIGITAL DEVICES

Period when use is disallowed	Pupils are not to use personal digital devices, including smart phones, during school hours. This includes recess, CCA and after-school programmes (e.g. supplementary/ enrichment/ remedial lessons).
Storage of personal digital devices	Pupils who bring their device are to switch them off before the start of school. They are to leave the device in their school bag during school hours. Please note that pupils should bear the responsibility for the safekeeping of their device/s.

## MONTHLY SCHOOL FEES

Edusave Account <b>(For Singapore Citizens only)</b>	Pupils may apply to use their Edusave Account for the payment of the second-tier miscellaneous fees.
Note: ❖ In case of unsuccessful withdrawal due to insufficient funds in the Edusave Accounts, pupils are required to pay cash or personal cheque. ❖ Please call 6260 0777 to check the balance in the pupils' Edusave Accounts.	
GIRO	Parents are encouraged to pay their child's fees through GIRO as the school does not encourage the child to bring large amounts of cash to school each month.
	Amount deducted for the fees will be reflected in the account-holder's bank passbook/ statement.
	Deductions are made on the 26 <sup>th</sup> of each month from February to December.
Note: ❖ If the 26 <sup>th</sup> of the month falls on a Saturday, Sunday or Public Holiday, deductions will be made on the next working day. ❖ Parents are advised to maintain sufficient funds for deduction. ❖ If a deduction fails twice due to insufficient funds, GIRO will be suspended until the outstanding amount is settled by cash or cheque.	

# USEFUL RESOURCES FOR PARENTS/GUARDIANS

The Ministry of Education has shared the following resources with you via the Parents Gateway app to help you better prepare your child/ward for Primary 1. Do refer to the resources for useful tips on supporting your child/ward through the Primary 1 journey.

- **Parent-Child Activity Book (Digitalised version)**


Link: <https://www.moe.gov.sg/parentkit?pt=Parent-Child%20Relationship>



<https://go.gov.sg/p1pcb>

- **How can parents support their child by nurturing skills like reading and in social-emotional learning?**

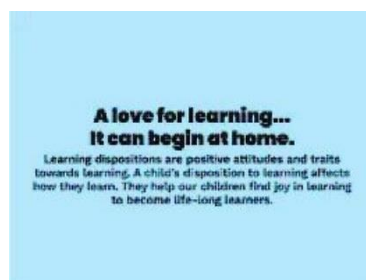
Link: <https://www.moe.gov.sg/-/media/files/parent-kit/parent-kit---supporting-your-child-through-the-primary-1-journey>



<https://go.gov.sg/supportingyourchildhrup1>

- **How can parents develop a positive learner?**

Link: <https://www.moe.gov.sg/-/media/files/parent-kit/parent-kit---developing-a-positive-learner.ashx>



<https://go.gov.sg/developingpositivelearner>



# PARENTS GATEWAY (PG)

Parents Gateway is a mobile app developed by MOE to support parents' involvement in their child/ward's educational journey. The app enables you to receive information from the school and perform a range of administrative functions such as giving consent for school programmes, activities and declaring travel plans.

We strongly encourage you to download Parents Gateway on your mobile phone (available on iOS and Android platforms only). Upon successful download, the app will guide you through a simple one-time onboarding process. You may refer below for the step-by-step guide.

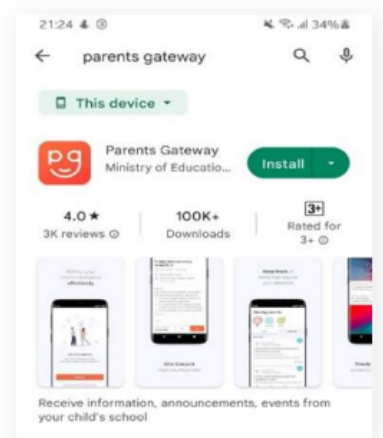
## **Step 1 – SingPass Registration and 2FA Activation**

Singpass 2-Step Verification (2FA) is required for onboarding. If you have not registered for a Singpass or have not set up the 2FA, please visit the Singpass website (<https://www.singpass.gov.sg>), or scan the QR codes below to do so. Should you require further assistance, please contact the Singpass Helpdesk at 6335-3533.



## **Step 2 – Downloading Parents Gateway Mobile App**

- a. Open the Apple App Store, Google Play Store or Huawei App Gallery on your mobile phone.
- b. Search for the 'Parents Gateway' mobile app or scan the QR code below.

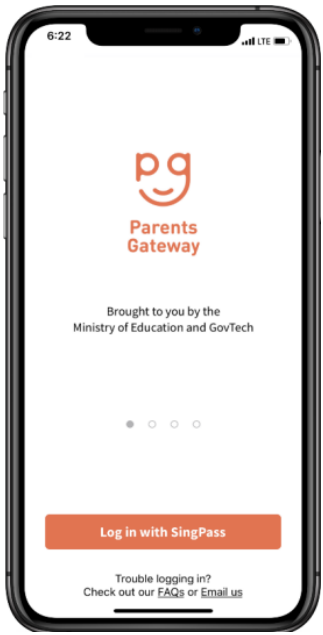
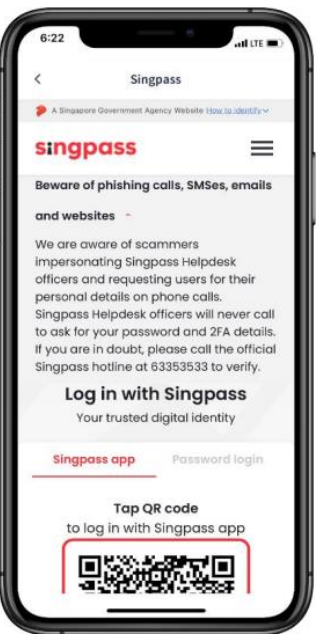
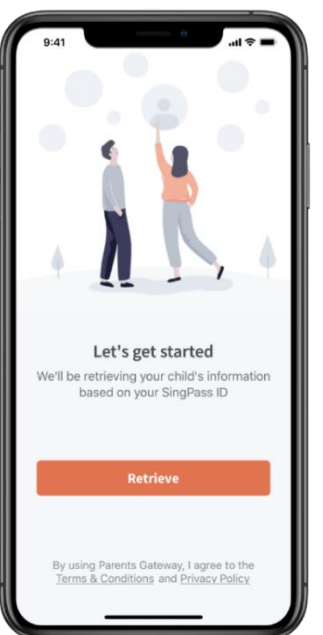


- c. Download and install the app on your phone.
- d. Enable 'Allow Notifications' to receive push notifications

\*If you have more than one child/ward from more than one school, you will be able to view all notifications within PG.

## Step 3 – Logging into Parents Gateway Mobile App

**Note:** Supported OS Versions - **Android 5.0 or later & iOS 9.1 or later**

1. Tap on “Log in with SingPass”.	2. Log in with your SingPass (and 2FA).	3. Tap on “Retrieve” to access your child(ren)’s information.
		
4. Tap on “Done” to complete onboarding.	5. You should see your child(ren)’s initial(s) and announcements and/or consent forms posted by the school(s) (if any)	
